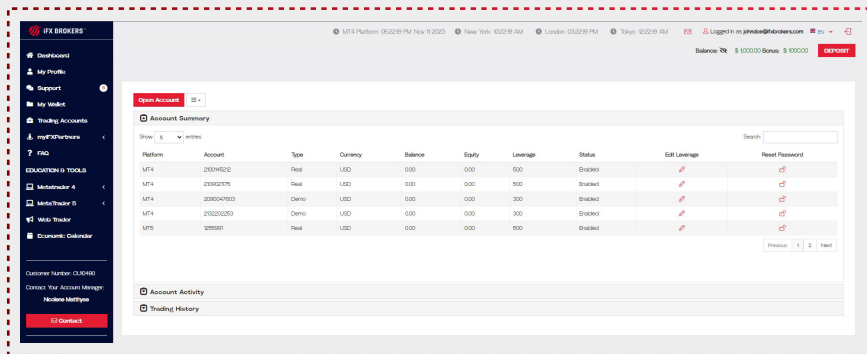


# How do I

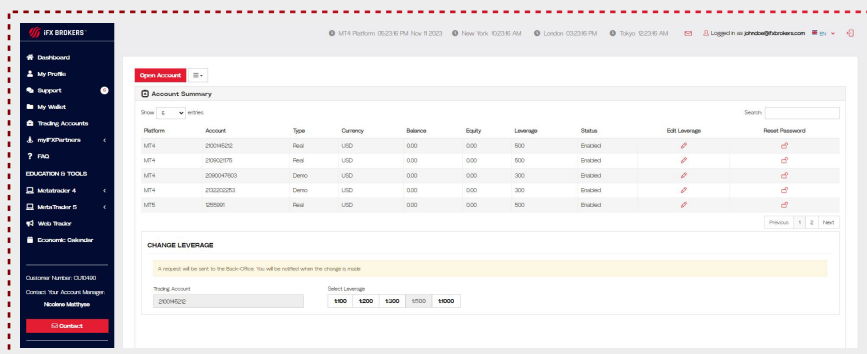
## Change the leverage on my MT4 and MT5 accounts



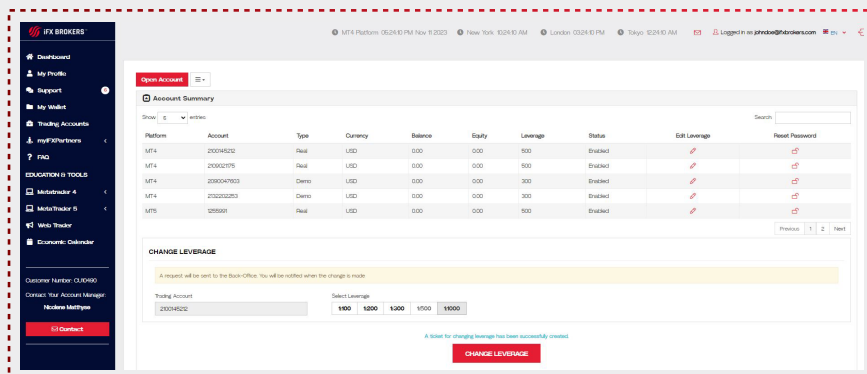
1. **LOGIN** to myiFXBrokers

2. From the Dashboard navigate to the **TRADING ACCOUNTS** section from the **SIDE MENU**.

Expand the “**ACCOUNT SUMMARY**” tab and click on the **PENCIL ICON** in the leverage column related to the relevant account.



3. Select the required leverage and select **CHANGE LEVERAGE** to submit the request



4. A system message will confirm that a **TICKET** was automatically submitted to iFX Support.

Leverage changes are executed during office hours only.

## RISK WARNING:

Contracts for Difference (CFDs) are intricate financial products traded on margin with elevated risk levels. Please be aware that you could lose all of or more than your invested capital. It is important to consider the risks associated with CFDs, your objectives and your trading experience, and to determine whether trading in these products is appropriate for your financial situation.

Please download our Risk Disclosure Notice, available on our website and pursue independent advice if required. iFX does not offer financial advice.